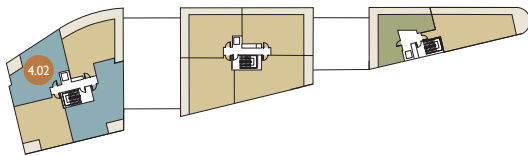


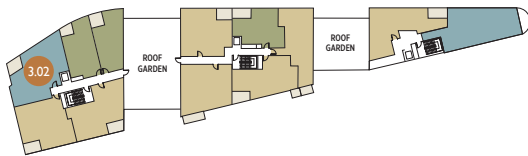
WEST ENTRANCE – FIRST, SECOND, THIRD & FOURTH FLOORS

Apartments 1.02, 2.02, 3.02, 4.02

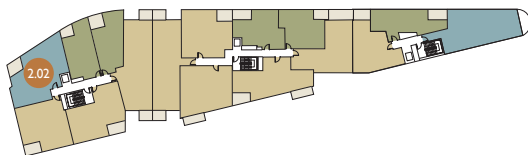
FOURTH FLOOR



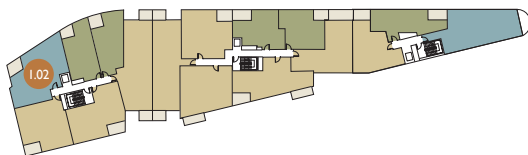
THIRD FLOOR



SECOND FLOOR



FIRST FLOOR



Kitchen / Living / Dining	6.53m x 5.62m	21'5" x 18'5"
Bedroom 1	7.02m x 2.76m	23'0" x 9'0"
Bedroom 2	4.61m x 2.80m	15'1" x 9'2"
Bedroom 3	4.12m x 2.01m	13'6" x 6'7"

Floor area
85 sqm 910 sqft

K - Kitchen C - Cupboard W - Wardrobe Shr - Shower room Bath - Bathroom

From time to time it is necessary for us to make architectural changes, all layouts are indicative only. Please consult the Sales Advisor for specific room dimensions and internal layouts. This information is for guidance only and does not form any part of any contract or constitute a warranty.